



WESSEX  
DOORS

*Garage Doors With  
A Unique Quality*




**TWO CROWN  
PRICE LIST  
JULY 2009**

## CONSTRUCTION - 2 CROWN G.R.P. DOORS

Garage doors in standard and made to measure single sizes up to 2438mm (8'0") wide (as detailed in our brochure), with a visible white powdercoat galvanised steel frame edge bonded to the rear of the door. Available with canopy or retractable gear.

## GEARING AND OPTIONS

Gear System	Size Envelope	Gear Type
Canopy doors	1778mm to 2134mm (5'10" to 7'0") high and up to 2438mm (8'0") wide	SafeLift
Retractable doors	1829mm to 2134mm (6'0" to 7'0") high and up to 2438mm (8'0") wide	Maxi-mizer

2 Crown Options	
Black Windows*	125 per door
Clear or Stippled Windows* 	255 per door
Clear or Stippled Windows* 	280 per door
Clear or Stippled Windows* 	335 per door
Colour Options available for Woodgrain doors, red, blue, green	250 per door
Brass effect finish lock (upgrade from black lock)	42

\*Please specify leading requirements

## LOCKING

All Wessex 2 Crown doors are supplied with secure multi-point locking as standard. Optional brass effect lock available.

## FRAMES

2 Crown doors can be fitted with a steel frame. All frames are pre-fitted to the door prior to delivery.

### Steel Frames

#### Canopy Doors

Suitable for all single doors up to 2438mm x 2134mm (8'0" x 7'0"). Frames are pre-fitted to the door. Standard Jambes are 54mm (2.1/8") wide (optional jambes of 68mm (2.2/3") available on request) and head is 68mm (2.2/3") high. Minimum door height 1778mm (5'10").

When an Autoglide electric operator is to be specified together with a Wessex Quick Fit Canopy Standard Steel Frame, the frame must be fitted either behind the brickwork or with the rear of the frame flush with the rear of the brickwork.

#### Single Retractable Doors on Maxi-mizer Door Gear

Suitable for all single doors on Maxi-mizer gear up to 2438mm (8'0"). Frames are pre-fitted to the door. Jambes are 68mm (2.2/3") wide and head is 68mm (2.2/3") high. Minimum door height 1829mm (6'0").

Electric Operators	
Autoglide (For canopy doors)	450
DC-550NIII (For retractable doors)	357
DC-650NIII (For retractable doors)	430
DC-800NIII (For retractable doors)	473

Operator Accessories	DC-550NIII DC-650NIII DC-800NIII	Autoglide
Beam break	70	-
Kevlar Belt drive	48	-
Chain drive	0	-
Electric key switch control	41	41
Exterior digital keyless entry pad	93	87
Emergency exterior release kit	31	36
External receiver	102	-
Light relay	70	-
Mini key ring transmitter (2 channel)	-	59
Mini transmitter (4 channel)	49	-
Three function wall control	37	-
Medium extended toothed belt / chain drive boom (DC-650/800NIII)	21	-
Medium extended toothed Kevlar belt drive boom (DC-650/800NIII)	74	-
Long extended chain drive boom (DC-800NIII)	53	-
Long extended Kevlar belt drive boom (DC-800NIII)	95	-
Two piece version of booms	0	-

Steel Frames (Standard Sizes or Made to Measure)	White Primed	Low maintenance white, brown or black Plastisol / Woodgrain** Golden oak or Rosewood
54mm to suit Canopy doors SafeLift gear pre-fitted to doors	95	110/120
68mm to suit Canopy and Retractable doors with Safelift /Maxi-mizer gear pre-fitted to doors	110	125/135

Plastisol frame colours are;

White BS00E55, Brown (Van dyke brown) BS08B29, Black BS00E53

\* \*\*Woodgrain Golden Oak and Rosewood are polymer laminates and provide a reasonable match to Honey Beech and Dark Mahogany respectively. Please request a sample for confirmation.











## DELIVERY CHARGES

### ALL DOORS

Delivery charges any quantity of door: £45.00 NET

Mainland England, Scotland and Wales only. Northern Ireland, Channel Islands, Isle of Man, and export delivery – charges on application. Carriage charges and VAT to be added to all prices.

• All prices exclude VAT and delivery

	Canopy Gear £		Retractable Gear £		
	Up to 7'0" 2134mm	Up to 8'0" 2438mm	Up to 7'0" 2134mm	Up to 8'0" 2438mm	
<b>G.R.P. GLOSS WHITE</b>					
CHELTENHAM 	847	868	887	908	SS widths (mm): 1981, 2134, 2261, 2286, 2438 SS heights (mm): 1981 or 2134
EDWARDIAN 	847	868	887	908	MtoM widths (mm): 2007 to 2438 MtoM heights (mm): 1905 to 2134
EMSWORTH 	847	868	887	908	MtoM widths (mm): 2057 to 2438 MtoM heights (mm): 1930 to 2134
GEORGIAN 	847	868	887	908	MtoM widths (mm): 1575 to 2438 MtoM heights (mm): 1905 to 2134
HAMBLE	847	868	887	908	SS widths (mm): 1981, 2134, 2261, 2286, 2438 SS heights (mm): 1981 or 2134
NEWBURY	847	868	887	908	MtoM widths (mm): 1981 to 2438 MtoM heights (mm): 1981 to 2134
SOUTHWOOD 	876	897	916	937	SS widths (mm): 1981, 2134, 2261, 2286, 2438 SS heights (mm): 1981 and 2134
WIMBORNE 	904	925	944	965	MtoM widths (mm): 1575 to 2438 MtoM heights (mm): 1880 to 2134
<b>G.R.P. WOODGRAIN</b>					
AVONBROOK	922	943	962	983	MtoM widths (mm): 1981 to 2438 MtoM heights (mm): 1981 to 2134
CANTERBURY (WIDE GRAIN) 	922	943	962	983	MtoM widths (mm): 1524 to 2438 MtoM heights (mm): 1905 to 2134
COUNTY	922	943	962	983	MtoM widths (mm): 2108 to 2438 MtoM heights (mm): 1905 to 2134
PEMBROKE (WIDE GRAIN)	922	943	962	983	MtoM widths (mm): 2083 to 2438 MtoM heights (mm): 1905 to 2134
PURBECK 	987	1008	1027	1048	MtoM widths (mm): 2083 to 2438 MtoM heights (mm): 1880 to 2134
SATURN	922	943	962	983	SS widths (mm): 1981, 2134, 2261, 2286, 2438 SS heights (mm): 1981 and 2134
SHERBORNE 	922	943	962	983	MtoM widths (mm): 2026 to 2438 MtoM heights (mm): 1981 to 2134
SHERWOOD (WIDE GRAIN) 	987	1008	1027	1048	MtoM widths (mm): 2134 and 2184 to 2438 MtoM heights (mm): 1930 to 2134
WARWICK	922	943	962	983	MtoM widths (mm): 1981 to 2438 MtoM heights (mm): 1981 to 2134
YORK	922	943	962	983	MtoM widths (mm): 1524 to 2438 MtoM heights (mm): 1778 to 2134

\*The above list shows the glazing options only. For details of other features and options, please see the Two Crown Range Guide.  
All prices exclude VAT and delivery.

#### IMPERIAL - METRIC CONVERSION TABLE

Imperial	6'6"	7'0"	7'5"	7'6"	8'0"
Metric (mm)	1981	2134	2261	2286	2438

CI/SfB			
127	(31.56)	X	

## PRODUCT WARRANTY – WESSEX GARAGE DOORS LTD. (WESSEX)

### PRODUCT GUARANTEES

Subject to conditions set out below;

- (a) Wessex garage doors are guaranteed against any form of manufacturing defect for a period of 2 years from the date of original purchase.
- (b) Wessex Garage Doors Limited also guarantee that its garage doors will operate safely and reliably for a period of 10 years from original installation.
- (c) Wessex electric operators are guaranteed against any form of manufacturing defect for a period of 5 years for mechanical elements, motors and transformers and for a period of 2 years for other electronic and radio equipment.
- (d) The Exterior finish is guaranteed to provide an effective weatherproof membrane which will resist perforation of the substrate from the weather side due to corrosion for the periods indicated below.  
10 years - GRP
- (e) Colour change or fade to the exterior surface will be limited and uniform for a period of 2 years.

### CONDITIONS

1. During the comprehensive 2 year guarantee period Wessex Garage Doors Limited undertake to repair or replace (at its discretion), and without charge, products or components which have suffered any form of manufacturing defect. Claims must be notified within 3 days from the date of delivery or within a reasonable time after discovery of any defect.
2. Products covered by these guarantees must have been purchased through an authorised Wessex garage door distributor or as original equipment attached to a newly built dwelling.
3. The warranties shall apply for normal use only. Normal use constitutes no more than 5 operations (open/close cycles) per day.
4. The warranties offered attach to the Wessex product only and no consequential damages will apply no matter how caused.
5. No liability will be accepted as a result of normal wear and tear, incorrect storage, incorrect handling, faulty installation, incorrect use or wilful damage.
6. Claims under this guarantee must be made through the original supplier and accompanied by relevant documentation indicating the date of purchase (e.g. receipt).
7. Wessex Garage Doors Limited maximum liability shall be the original purchase price inclusive of Value Added Tax at the rate prevailing when supplied.
8. Any product which is the subject of a claim:
  - i) must have been correctly installed in accordance with the installation instructions supplied and thereafter properly maintained by a suitably experienced engineer on a regular basis as set out in the Maintenance and Operating Instructions provided with every door. (Additional copies of these instructions are available by calling 01202 825451). We recommend that regular maintenance is provided by a suitably experienced engineer. See your Yellow Pages for your local Wessex Garage Door or AGDS specialist.
  - ii) must have the manufacturers reference number still intact (found on the barcode label on the door)
  - iii) must not have been modified in any way.
9. Claims will not be accepted where the cause is due to:
  - i) impact or mechanical damage suffered during or following installation, e.g. scratches, indentations, tears, scuffs or other surface abrasion.
  - ii) damage or discolouration caused by contact with any form of caustic, abrasive or corrosive substance, fumes, bird droppings, fire, smoke, floodwater, salts, acids, or from exposure to abnormal atmospheric pollution.

10. This guarantee excludes normal wear and tear on items such as cones, cables, spindles, lock cylinders, hinges or springs.
11. Only Wessex original spare parts must be used when required. The use of non-Wessex parts shall invalidate this guarantee. Warranty period for replacement parts is 6 months or the balance of the original warranty period if greater.
12. The Exterior Finish Guarantee applies only to the weatherside surface and where more than 5% of the surface area of the door is affected. Surfaces must be freely exposed to washing by rainfall and kept clear of accumulated dirt and debris and given equal exposure to local environmental conditions and consistent natural lighting conditions across the face of the door. Special attention is drawn to Clause (9) (i).
13. The guarantee period for electric operators excludes batteries, fuses and light bulbs.
14. Parts replaced free of charge become the property of Wessex Garage Doors Limited.
15. Attempted repairs by non-qualified individuals shall invalidate this guarantee.
16. The specific terms of this guarantee shall only apply to products purchased on or after April 2008 within the UK and Eire.
17. Wessex garage doors and associated products are sold subject to the Wessex Garage Doors Limited Standard Terms and Conditions of Sale, copies of which are available upon request. Wessex Garage Doors Limited shall not be liable as a result of any representation, implied warranty or other term or condition or for any consequential loss or damage, costs, expenses or other claims whatsoever except as expressly set out in these Terms and Conditions of Sale.

### General Advice

#### Door Cleaning

Periodically clean the door panel using warm water and a soft cloth or sponge. Allow to dry naturally. Never use detergent, abrasive, caustic or solvent based cleaners as they may damage the door surface. Bird droppings should be removed immediately as these can be particularly caustic.

#### Customer Maintenance

Moving parts should be lubricated regularly to ensure smooth operation. Every six months visually inspect all wear items (including cables) for signs of wear. If wear is detected we recommend you contact your local Wessex approved service engineer to arrange for a replacement. Garage door springs are under extreme tension and should only be repaired or replaced by a suitably qualified engineer.

Other performance issues affecting Wessex. garage doors are:

Wessex G.R.P. doors are individually handcrafted products manufactured to specific customer order. Due to the nature of the product and the hand finishing processes used they may occasionally display small blemishes which do not detract from the overall appearance of the product. These are regarded as being within manufacturers tolerance when such blemishes are not visible to the naked eye when viewed from a distance of three metres. Similarly, Woodgrain effect products will, like the natural material, display colour variations across their surface and colour will vary from door to door. Ordering doors to match helps reduce the variation but will not eradicate it entirely.

Translucency of the door panel may vary when viewed from the inside on a bright day due to variations in laminate thickness. This does not represent a manufacturing defect and overall performance is not affected.

Size and Deflection - the natural curing process does not affect the ultimate product size and a tolerance of  $\pm 6$ mm on both height and width is deemed acceptable. One piece up and over doors in the 'open' position will display a level of vertical deflection or 'sag' across the width of the panel and up to 6mm per linear metre is within design tolerance.

These terms and conditions do not affect your statutory rights.

Presented by:



**WESSEX  
DOORS**

**WESSEX GARAGE DOORS LTD**  
EBBLAKE INDUSTRIAL ESTATE, VERWOOD,  
DORSET, BH31 6AZ  
TELEPHONE: 01202 825451 FAX: 01202 823242  
EMAIL: [sales@wessexdoors.co.uk](mailto:sales@wessexdoors.co.uk)

[www.wessexdoors.co.uk](http://www.wessexdoors.co.uk)

also see...

[www.grpsectionalgaragedoors.co.uk](http://www.grpsectionalgaragedoors.co.uk)

### Please Note:

- As Wessex Garage Doors' policy is one of continuous improvement, we reserve the right to change the specification or withdraw any products without prior notice.
- All details are correct at time of going to press. E & OE.